

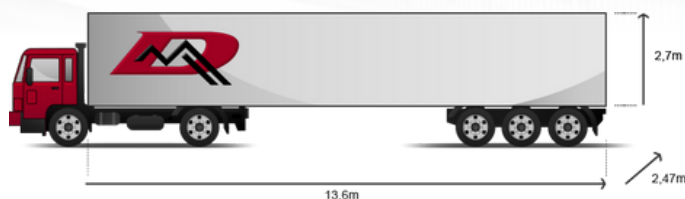
Utilities

For transportation purposes, we utilize vehicles with varying parameters, differing in capacity and dimensions. The parameters listed are the most commonly used.

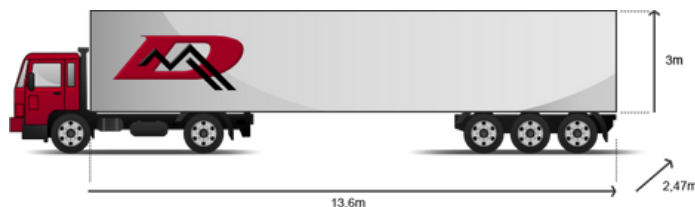
Both our Traders and Dispatchers must have control over these parameters.

TRUCKS (OVER 7,5 T TOTAL WEIGHT)


TARPAULIN/ BOX TRUCK
(24T, 34 EWP)



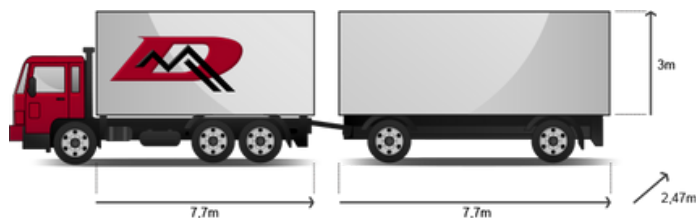
MEGA TARPAULIN/CABINET
(24T, 34 EWP)



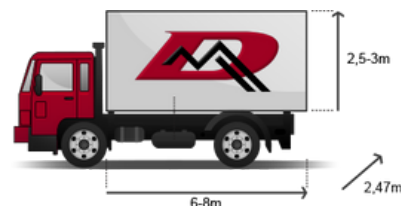
TARPAULIN/CABINET SET
(24T, 36 EWP)



JUMBO TARPAULIN/CABINET
(24T, 38 EWP)



SOLO 3.5T
(6T - 10T - 15T, 15-20 EWP)



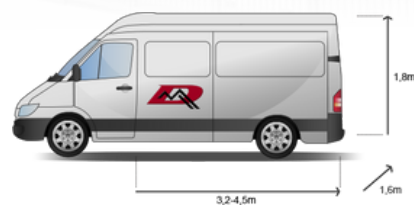
SMALL TRUCKS (UP TO 7,5 T TOTAL WEIGHT)

AVIA
(3,5 T, 12-18 EWP)



SMALL CARS (UP TO 3,5 T TOTAL WEIGHT)

AVIA
(3,5 T, 12-18 EWP)



AVIA
(3,5 T, 12-18 EWP)

